
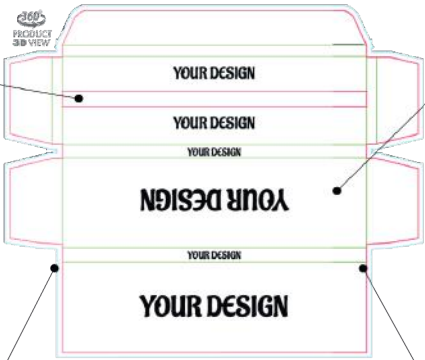


## TEMPLATE DESIGN GUIDELINES

to submit **PDF** and **EPS** files at [SNAILPAPERS.COM](http://SNAILPAPERS.COM) by using customization tool.


**ROLLING PAPER LEAVES SLOT**  
The slot must be filled with background design. It will not be seen in final product.






**BOOKLET'S BACK**  
We suggest turning your artwork upside down.

Check your artwork in real-time with 360° product preview tool.



Background design must be filled at least to the blue line.

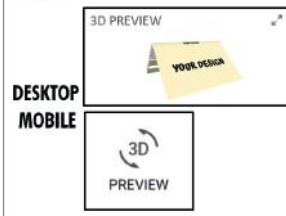


Before uploading materials into customization tool, please remove the green, blue and red lines from the template.

360° PRODUCT 3D VIEW

DESKTOP MOBILE

3D PREVIEW



UPLOAD YOUR IMAGE, PDF OR EPS

FROM YOUR DEVICE

**PDF/EPS**

FACEBOOK

INSTAGRAM

**FILE FORMAT:** PDF or EPS

**COLOR MODE:** **RGB** - when uploading PDF or EPS files into customization tool at [snailpapers.com](http://snailpapers.com)

**FINISHED PRODUCT:** Finished products are going to be printed in **CMYK colours**. Difference between the screen and the final product is possible.

**YOUR DESIGN:** An area to create or add your design, illustrations, text, logo,..

**BLUE LINE:** The background design must be filled at least to the blue line.

**RED LINE:** Estimated knife cutting line.

All important artwork must be at least 3 mm from the redline inwards.

**GREEN LINE:** Folding area.

**BEYOND BLUE LINE:** Non printing area.

### ROLLING PAPERS

**LEAVES SLOT:** The leaves slot **must be** filled with design. The design will not be visible in the finished product.

**LAYOUT LINES:** All layout lines must be removed in the final version.

**GRAPHICS & FONTS:** Must be converted into vector graphics – curves.

**PICTURES:** Pictures must be embedded for EPS or PDF file format.

**RESOLUTION:** 300 DPI

**TRADEMARKS:** You take full responsibility for the use of trademarks in your artwork.

**MISTAKES:** You take full responsibility and we will not check for the position of pictures, texts, backgrounds, clip arts and spelling mistakes and overprint modes.

**PRINT DIFFERENCES:** We will not check the design difference between the original file and 3D online preview, provided PDF preview file or print file. Some colour difference is possible. Difference between the screen and the final product is possible.

